

Meet the Forces

Types of Forces

1. $F_g = \text{Weight}$

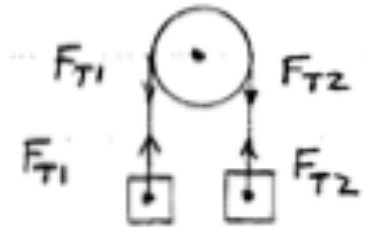
- Present all the time, unless you are in the middle of space
- $F_g = mg$ & $g=10 \text{ m/s}^2$ on Earth
- F_g pulls objects towards the Earth.

2. $F_T = \text{Tension} = \text{Force of a String}$

- F_T always pulls on an object. F_T indicates the tightness of a string. Loose strings have $F_T = 0 \text{ N}$.
- To experimentally measure F_T , cut the string anywhere and insert a spring scale
- F_T always points away from an object, along the rope.
- Each rope has a single tension throughout its length.

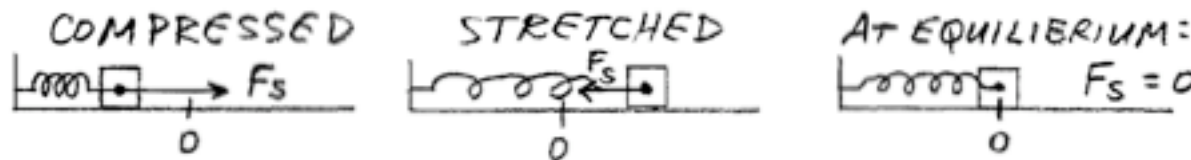
3. $F_{\text{app}} = \text{Applied force}$

- When a human or engine pushes or pulls
- If there is no friction, an applied force isn't needed to maintain motion.



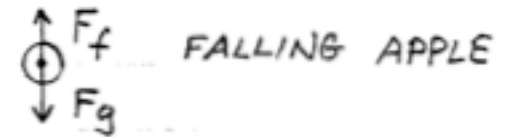
4. $F_s = \text{Springs}$

- Can be push or pull.
- Springs are restoring forces because they always pull or push the object back to the origin, regardless of the state of motion.



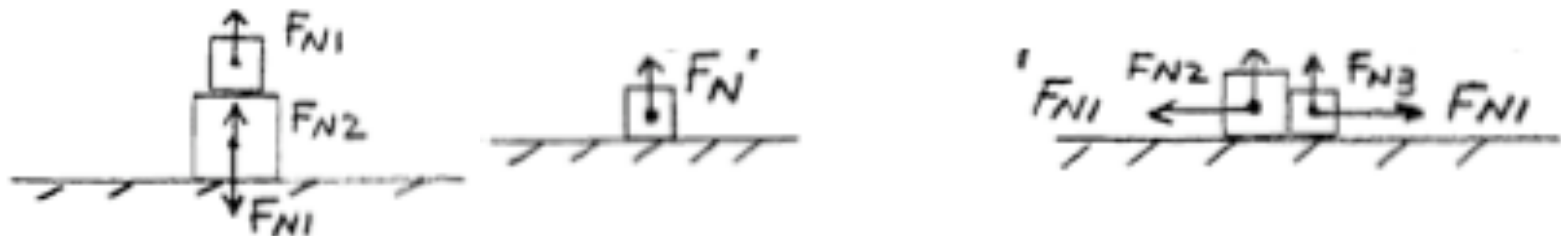
5. $F_f = \text{Friction}$

- When an object moves across a rough surface or experiences drag
- Always opposes motion or attempted motion



6. $F_N = \text{Normal Force}$


- F_N is caused by touching something and always points perpendicular away from what the object touches.




Force (Free Body) Diagrams

- **Drawing complete and accurate force diagrams is ABSOLUTELY ESSENTIAL.**
- The mathematical equations to solve a dynamics problem come directly from the cartoons. Each problem has a unique diagram and therefore an individualized formula.
- **Recipe:**
 1. Identify the body in which we are interested. Put a dot in the center of this object and our brain on this dot.
 2. Put the relevant forces: F_g , F_T , F_S , F_f , and F_N , along with F_{applied} , emanating **out** of the dot.
 3. Forces that are the same amount should be represented by arrows that are the same length.
 4. Warning: Motion is **NOT** a force.

Example: Elevator

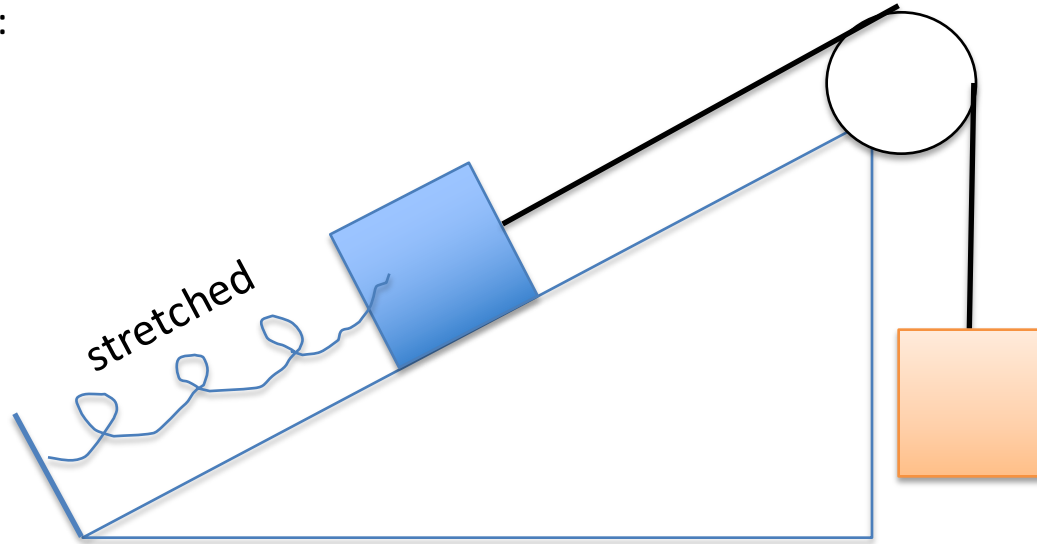


Example: Person pushing a block at constant speed



Force Diagram Examples:

System is not moving:



Tractor moving at constant speed to the left:



Tractor skidding to a stop:

